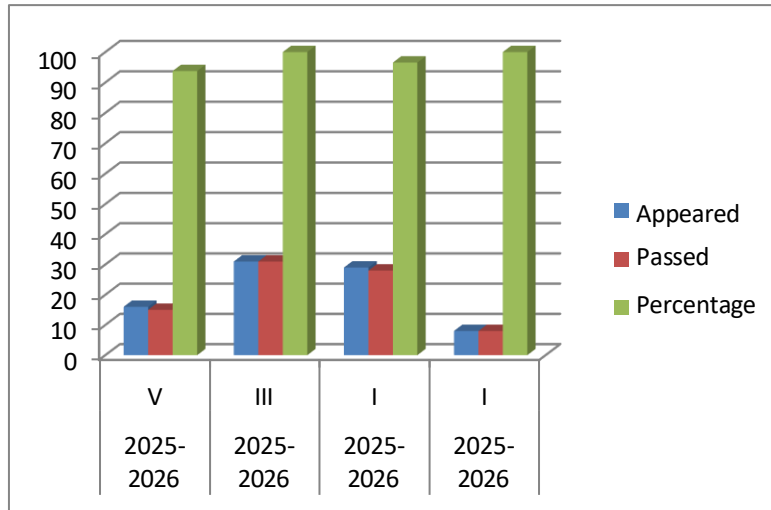


Result Analysis: Academic Year 2025-26

B.Com/B.Sc-Computer Science and Applications

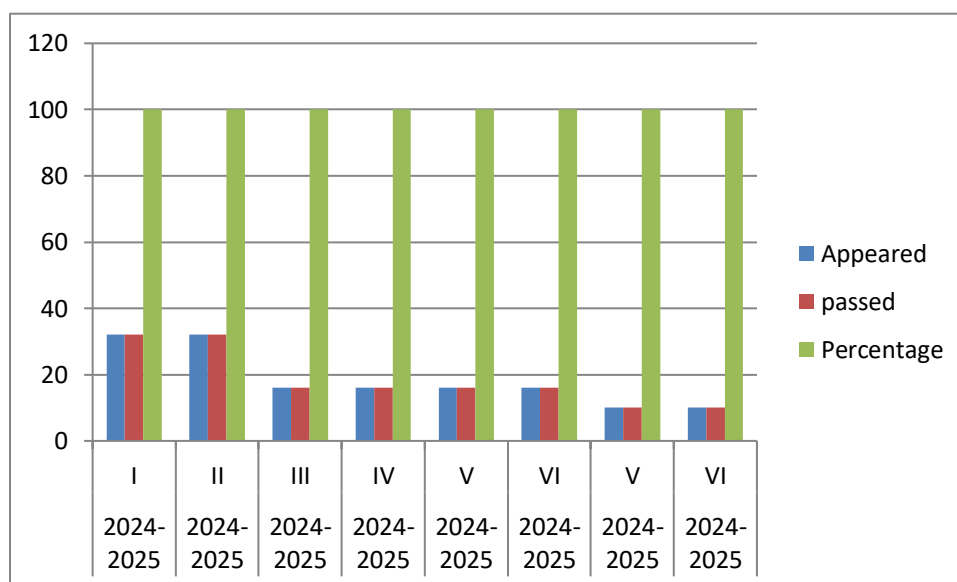
| Academic year | Semester | Appeared | passed | Percentage |
|---------------|----------|----------|--------|------------|
| 2025-2026 | V | 16 | 15 | 93.75 |
| 2025-2026 | III | 31 | 31 | 100 |
| 2025-2026 | I | 29 | 28 | 96.55 |
| 2025-2026 | I | 8 | 8 | 100 |



Result Analysis: Academic Year 2024-25

B.Com/B.Sc-Computer Science and Applications

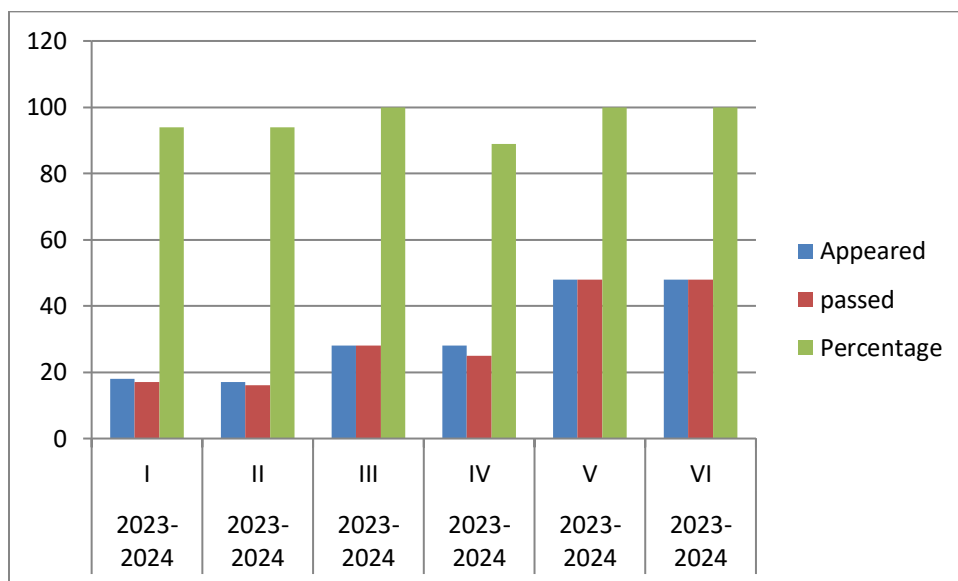
| Academic year | Semester | Appeared | passed | Percentage |
|---------------|----------|----------|--------|------------|
| 2024-2025 | I | 32 | 32 | 100 |
| 2024-2025 | II | 32 | 32 | 100 |
| 2024-2025 | III | 16 | 16 | 100 |
| 2024-2025 | IV | 16 | 16 | 100 |
| 2024-2025 | V | 16 | 16 | 100 |
| 2024-2025 | VI | 16 | 16 | 100 |
| 2024-2025 | V | 10 | 10 | 100 |
| 2024-2025 | VI | 10 | 10 | 100 |



Result Analysis: Academic Year 2023-24

B.Com/B.Sc-Computer Science and Applications

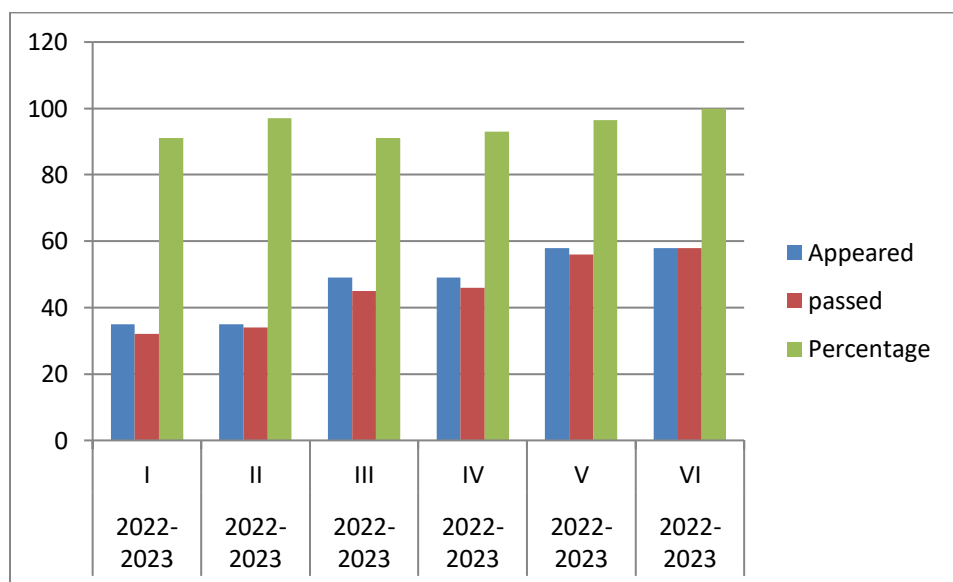
| | Semester | Appeared | passed | Percentage |
|-----------|----------|----------|--------|------------|
| 2023-2024 | I | 18 | 17 | 94 |
| 2023-2024 | II | 17 | 16 | 94 |
| 2023-2024 | III | 28 | 28 | 100 |
| 2023-2024 | IV | 28 | 25 | 89 |
| 2023-2024 | V | 48 | 48 | 100 |
| 2023-2024 | VI | 48 | 48 | 100 |



Result Analysis: Academic Year 2022-23

B.Com/B.Sc-Computer Science and Applications

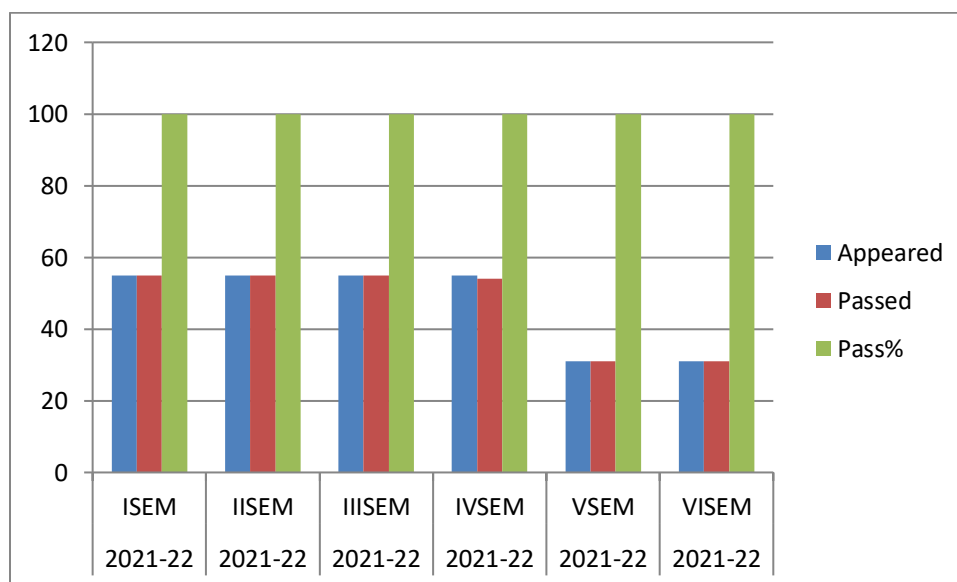
| Academic year | Semester | Appeared | passed | Percentage |
|---------------|----------|----------|--------|------------|
| 2022-2023 | I | 35 | 32 | 91 |
| 2022-2023 | II | 35 | 34 | 97 |
| 2022-2023 | III | 49 | 45 | 91 |
| 2022-2023 | IV | 49 | 46 | 93 |
| 2022-2023 | V | 58 | 56 | 96.5 |
| 2022-2023 | VI | 58 | 58 | 100 |



Result Analysis: Academic Year 2021-22

B.Com/B.Sc-Computer Science and Applications

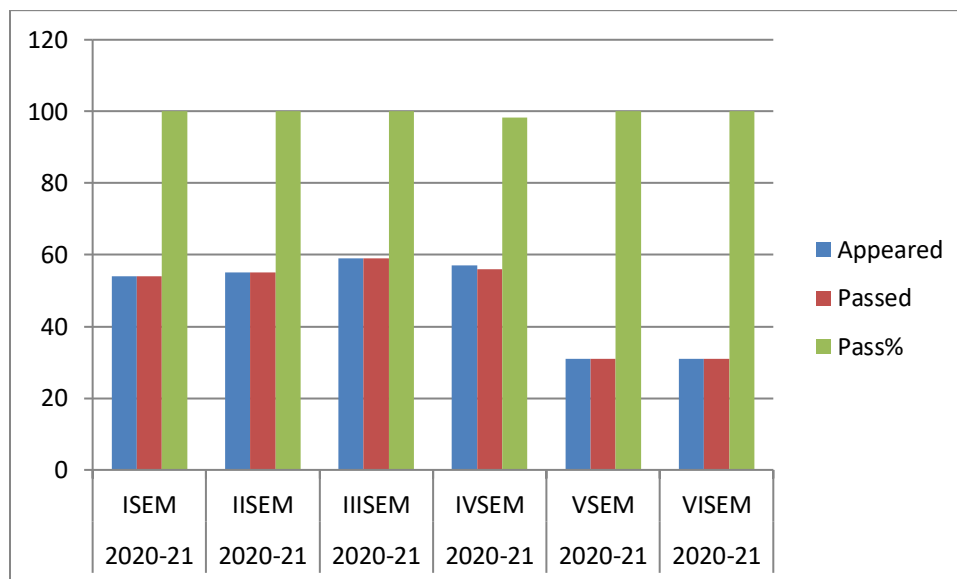
| Academic year | Semester | Appeared | Passed | Pass% |
|---------------|----------|----------|--------|-------|
| 2021-22 | ISEM | 55 | 55 | 100 |
| 2021-22 | IISEM | 55 | 55 | 100 |
| 2021-22 | IIISEM | 55 | 55 | 100 |
| 2021-22 | IVSEM | 55 | 54 | 100 |
| 2021-22 | VSEM | 31 | 31 | 100 |
| 2021-22 | VISEM | 31 | 31 | 100 |



Result Analysis: Academic Year 2020-21

B.Com/B.Sc-Computer Science and Applications

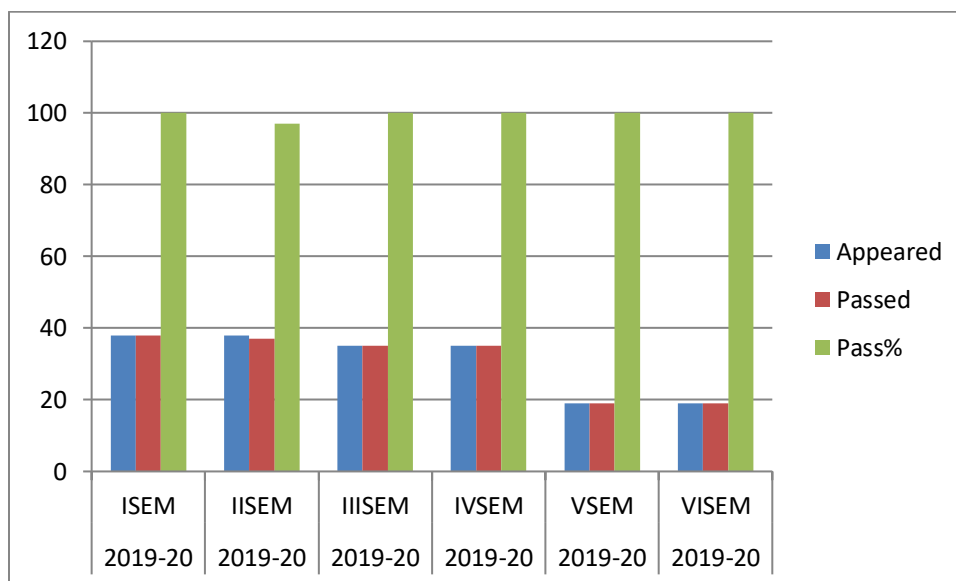
| Academic year | Semester | Appeared | Passed | Pass% |
|---------------|----------|----------|--------|-------|
| 2020-21 | ISEM | 54 | 54 | 100 |
| 2020-21 | IISEM | 55 | 55 | 100 |
| 2020-21 | IIISEM | 59 | 59 | 100 |
| 2020-21 | IVSEM | 57 | 56 | 98.24 |
| 2020-21 | VSEM | 31 | 31 | 100 |
| 2020-21 | VISEM | 31 | 31 | 100 |



Result Analysis: Academic Year 2019-20

B.Com/B.Sc-Computer Science and Applications

| Academic year | Semester | Appeared | Passed | Pass% |
|---------------|----------|----------|--------|-------|
| 2019-20 | ISEM | 38 | 38 | 100 |
| 2019-20 | IISEM | 38 | 37 | 97 |
| 2019-20 | IIISEM | 35 | 35 | 100 |
| 2019-20 | IVSEM | 35 | 35 | 100 |
| 2019-20 | VSEM | 19 | 19 | 100 |
| 2019-20 | VISEM | 19 | 19 | 100 |



Result Analysis: Academic Year 2018-19

B.Com/B.Sc-Computer Science and Applications

| Academic year | Semester | Appeared | Passed | Pass% |
|---------------|----------|----------|--------|-------|
| 2018-19 | ISEM | 35 | 35 | 100 |
| 2018-19 | IISEM | 35 | 35 | 100 |
| 2018-19 | IIISEM | 19 | 19 | 100 |
| 2018-19 | IVSEM | 19 | 19 | 100 |

